

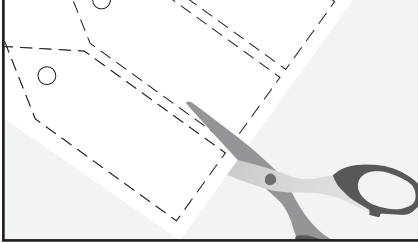
INTERNAL USE LABELS

OBJECTIVE: TO IDENTIFY THE GAS SPRINGS AND AVOID PAINTING / LABELING / MARKING / STICKING OR SEALING THAT WOULD VOID THE GUARANTEE, WE HAVE DESIGNED THESE LABELS FOR YOUR INTERNAL USE. THESE LABELS DO NOT REPLACE FORMAT F8216 "WARRANTIES".

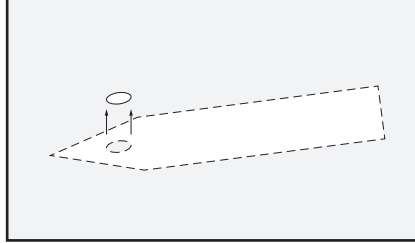
INSTRUCTIONS:

CUT THE DOTS LINE. MAKE A HOLE AND INSERT THE TUBE THREAD AND THEN PUT THE FIT-END.

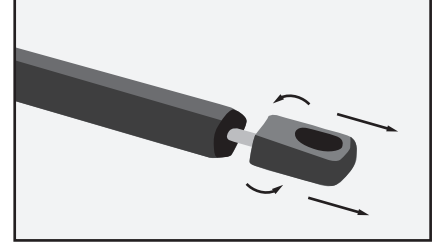
1. CUTTING LABEL.



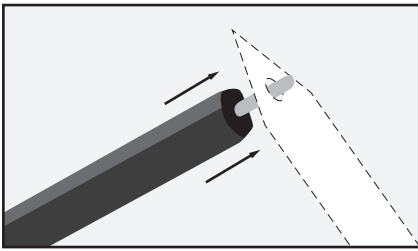
2. DRILL HOLE.



3. REMOVE FIXING TUBE.



4. INSERT LABEL ON THE THREAD.



5. THREAD FIXING.

